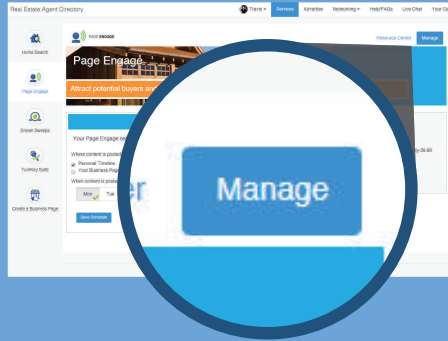


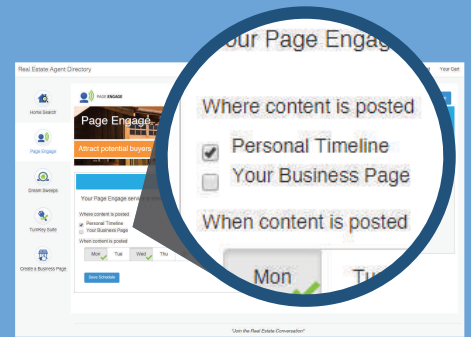
# SETTING UP YOUR PAGE ENGAGE

STEP 1



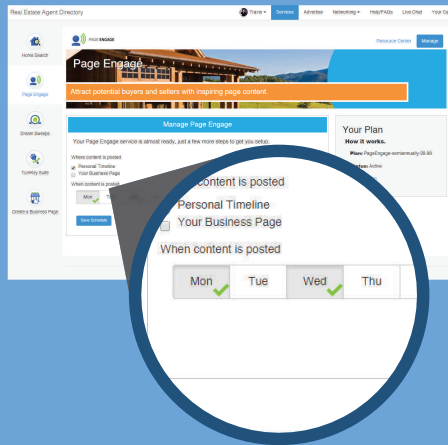
While on the Page Engage tab click “Manage” in the top right corner.

STEP 2



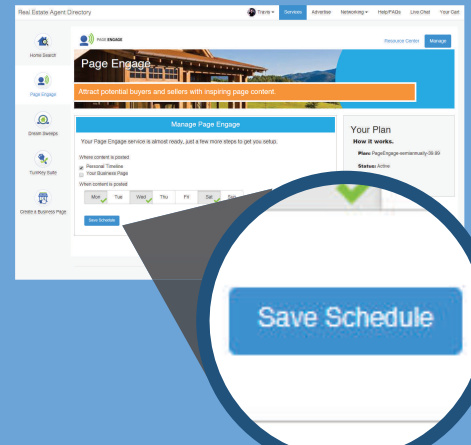
Select which page (business, personal, or both) you would like Page Engage to post to.

STEP 3



Next, choose which days you would like Page Engage to post onto your selected pages.

STEP 4



Lastly, click “Save Schedule” and you should be ready to go!

## Congratulations!

You will now have content auto-posted to your page!

