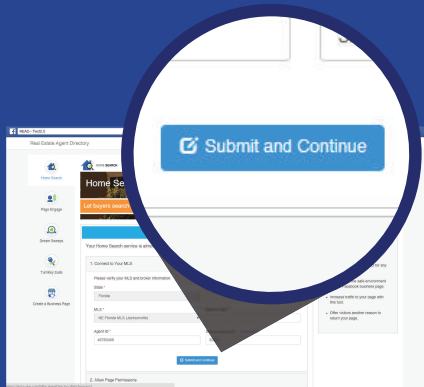



SETTING UP YOUR IDX HOME SEARCH

STEP 1



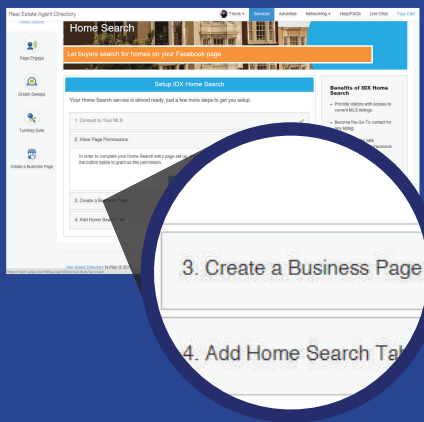
Connect to your MLS, by completing the form in the home search service tab. Be sure to click “Submit and Continue.”

STEP 2



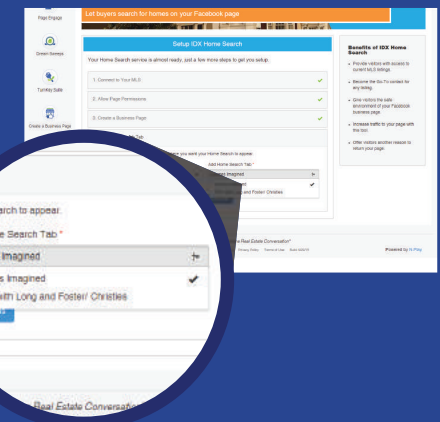
In order to complete your Home Search entry page set up, we need to get access to your Facebook Pages. Please click the button below to grant us this permission.

STEP 3



Next it will prompt you to create a Facebook business page or it will move you onto the next step.

STEP 4



Select your primary Facebook business page, then select which of your pages to put the home search tab on to. Click “Save Page Selections.”

Congratulations!

You now have IDX Home Search on your page!



IDX HOME
SEARCH